



DIN-7981-H



AUE



DIN-7982-H



CP



FIMA

**CHARACTERISTICS**

- ISO 1478 self-tapping thread.
- Require pre-drilling.
- Point Type C.
- Wide variety of head types, diameters and lengths for different applications: flexibility in installation.
- Zinc-plated or black zinc-plated coatings.
- Stainless steel versions.
- RAL colour scheme versions.
- Coloured caps available for hexagonal heads.

**APPLICATIONS**

- For fixing metallic elements, or plastic, wood, or other materials to metallic elements.
- Versions with galvanized steel-EPDM washer for sealed joints in façades and roofing.












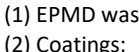
**BASE MATERIALS**



## MATERIALS

Characteristic	DIN-7981, DIN-7982, AUE,CP, FIMA	TCPA2
Material	Special steel for SAE J403 1022 thermal treatment	A2 Stainless Steel
Surface hardness	> 450 HV	---
Core hardness	270 - 390 HV	---
Depth hardness	ST 2.5 – 3.5: 0.05 – 0.18 mm. ST 3.9 – 5.5: 0.10 – 0.23 mm. ST 6.3: 0.15 – 0.28 mm.	---

### 1. RANGE

Code	Regulation	Head	Socket	ø EPDM washer (1)	Material/Coating (2)	Material to be drilled
T81 	DIN 7981	Domehead	Ph	---	Steel / Zinc-plated	Steel
T81-BLE 	DIN 7981	Domehead	Ph	---	Steel / Zinc-plated + paint	Steel
TZN81 	DIN 7981	Domehead	Ph	---	Steel / black zinc-plated	Steel
T82 	DIN 7982	Countersunk	Ph	---	Steel / Zinc-plated	Steel
T82-BLE 	DIN 7982	Countersunk	Ph	---	Steel / Zinc-plated + paint	Steel
TZN82 	DIN 7982	Countersunk	Ph	---	Steel / black zinc-plated	Steel
AUE 	DIN 6928	Hexagonal with flange	---	16, 18, 25	Steel / Zinc-plated	Steel
TCPZ 	---	Extra-flat	Ph	---	Steel / Zinc-plated	Steel
TCPB 	---	Extra-flat	Ph	---	Steel / Zinc-plated + paint	Steel
TCPN 	---	Extra-flat	Ph	---	Steel / black zinc-plated	Steel
TCPA2 	---	Extra-flat	Ph	---	A2 Stainless (AISI 304)	Aluminium
TFI 	---	Extra-flat	Tx	---	Steel / Zinc-plated	Steel

(1) EPMD washer characteristics according to ARVUL Data Sheet.

(2) Coatings:

Zinc-plated  $\geq 5 \mu\text{m}$  according to ISO 4042 A2J.

Black zinc-plated  $\geq 5 \mu\text{m}$  according to ISO 4042 A2N.

## 2. INSTALLATION SPECIFICATIONS

### 2.1 PRE-DRILLING

For the correct installation of self-tapping screws, pre-drilling is to be according to the following table, depending on the base material and the thickness to be fixed (UNE 17020):

Thread	Steel or brass plate thickness [mm]				Aluminium plate thickness [mm]				
	0.4 - 0.6	0.6 - 1.5	1.5 - 2.5	2.5 - 4.0	0.4 - 0.6	0.6 - 1.0	1.0 - 1.5	1.5 - 2.5	2.5 - 4.0
ST 2.9	2.25	2.40	2.50	---	2.20	2.20	2.25	2.40	---
ST 3.5	2.70	2.80	2.90	3.00	2.70	2.70	2.80	2.80	---
ST 3.9	---	3.10	3.20	3.30	---	3.00	3.00	3.10	3.10
ST 4.2	---	3.30	3.40	3.50	---	3.20	3.20	3.30	3.30
ST 4.8	---	3.80	3.90	4.00	---	3.70	3.70	3.80	3.80
ST 5.5	---	4.40	4.50	4.60	---	4.30	4.30	4.40	4.40
ST 6.3	---	5.10	5.20	5.30	---	5.00	5.00	5.10	5.10

A pre-drill hole which is too large may cause the base material to strip the thread, or a loose fixing. A pre-drill hole which is too small may make threading the screw impossible, causing it to break or deforming the material to be fixed.

### 2.2 SCREW RESISTANCE CHARACTERISTICS

SIZE	TENSION [kN]	SHEAR [kN]
ST 2.9	2.62	1.31
ST 3.5	3.81	1.91
ST 3.9	4.64	2.32
ST 4.2	5.26	2.63
ST 4.8	7.11	3.56
ST 5.5	9.63	4.82
ST 6.3	13.36	6.68

1 kN ≈ 100 Kg

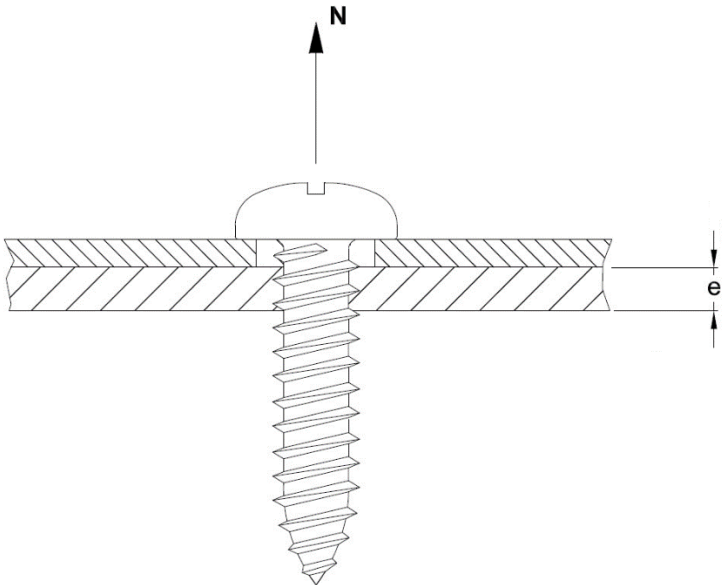
For tension loads, the inherent resistance of plates to be fixed must be taken into account, which is usually less than the resistance of the screw itself, as the screw will probably tear the plates.

### 2.3 RECOMMENDED TENSION LOAD IN STEEL PLATE

SIZE	RECOMMENDED LOAD					
	e [mm]	N [kN]	e [mm]	N [kN]	e [mm]	N [kN]
ST 3.5	0.8	0.47	1.5	0.93	2.0	1.64
ST 3.9	0.8	0.67	1.5	1.17	2.0	1.83
ST 4.2	2.0	1.8	2.5	1.48	3.0	3.37
ST 4.8	2.0	1.91	3.0	3.14	4.0	5.31
ST 5.5	2.0	1.96	3.5	3.34	5.0	3.42
ST 6.3	2.5	3.9	4.0	4.99	5.0	4.15

**2.4 RECOMMENDED TENSION LOAD IN ALUMINIUM PLATE**

SIZE	RECOMMENDED LOAD					
	e [mm]	N [kN]	e [mm]	N [kN]	e [mm]	N [kN]
ST 3.5	---	---	---	---	2.0	<b>0.91</b>
ST 4.2	2.0	<b>0.84</b>	---	---	3.0	<b>2.21</b>
ST 4.8	2.0	<b>1.11</b>	3.0	<b>1.99</b>	4.0	<b>2.16</b>
ST 5.5	2.0	<b>1.02</b>	4.0	<b>3.59</b>	5.0	<b>3.63</b>



3. INSTALLATION DATA

3.1 DIN-7981 HP

Self-tapping screw – dome head – Ph socket



Coatings



Zinc-plated coating



White zinc-plated



Black zinc-plated

Properties



Steel




Available in different colours


Properties



Ph



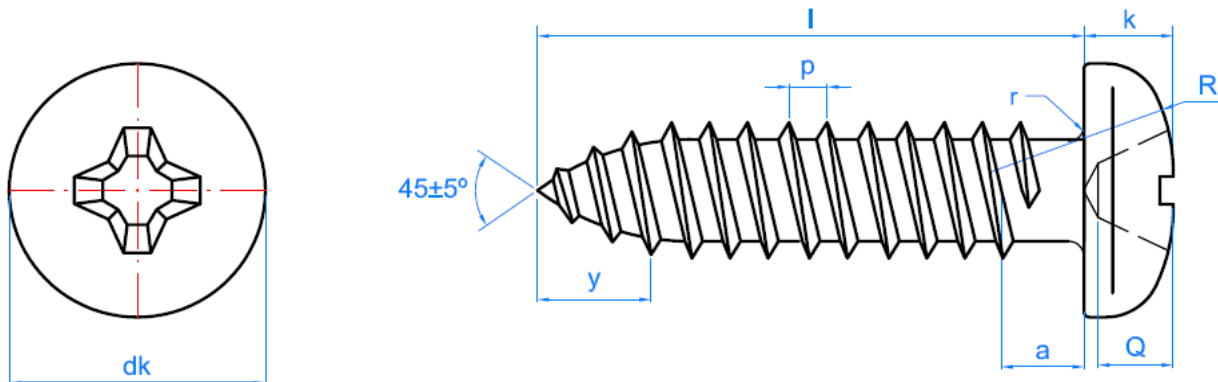
Dome head



Self-tapping Point C

Code T81		ST 2.9	ST 3.5	ST 3.9	ST 4.2	ST 4.8	ST 5.5	ST 6.3
d <sub>k</sub> : head diameter	[mm]	5.45	6.70	7.30	8.00	9.40	10.60	12.30
k: head thickness	[mm]	2.20	2.60	2.80	3.05	3.55	3.95	4.55
Ph bit no.		1	2	2	2	2	3	3
D: exterior thread diameter	[mm]	2.90	3.53	3.90	4.22	4.80	5.46	6.25
p: thread	[mm]	1.1	1.3	1.3	1.4	1.6	1.8	1.8
y: point length ≤	[mm]	2.6	3.2	3.5	3.7	4.3	5	6
l: lengths	[mm]	6.5 - 25	6.5 - 32	9.5 - 50	9.5 - 90	9.5 - 120	13 - 120	16 - 120
l <sub>G</sub> : maximum thread length	[mm]	--	--	--	--	90	90	90
Installation bit point code (Ph)		PUPHC01 PUPHL01	PUPHC02 PUPHL02	PUPHC02 PUPHL02	PUPHC02 PUPHL02	PUPHC02 PUPHL02	PUPHC03 PUPHL03	PUPHC03 PUPHL03

DRAWING



- Zinc-plated (code T81), white zinc-plated (T81\_\_BLE) and black zinc-plated (TZN81) finishes.
- White zinc-plated measurements: 3.5 x 9.5, 4.2 x 13 y 4.2 x 25.
- Black zinc-plated measurements: 2.9 x 9.5, 3.5 x 13-25, 4.2 x 16-38 y 4.8 x 16-70.
- General use in metal plate-metal plate fixings.

3.2 DIN-7982 HP

Self-tapping screw – countersunk head – Ph socket

**Coatings**

Zinc-plated coating

White zinc-plated

Black zinc-plated

**Propiedades**

Steel

Available in different colours

**Properties**

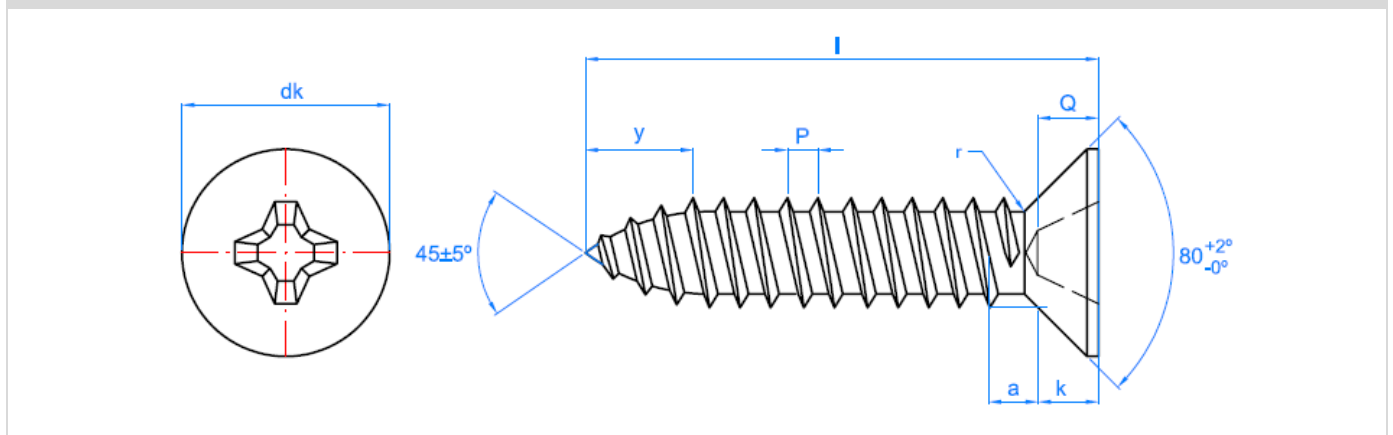
Ph

Countersunk head

Self-tapping Point C

Code T82		ST 2.9	ST 3.5	ST 3.9	ST 4.2	ST 4.8	ST 5.5	ST 6.3
d <sub>k</sub> : head diameter	[mm]	5.6	6.9	7.5	8.1	9.1	10.8	12.4
k: head thickness	[mm]	1.7	2.1	2.3	2.5	3.0	3.4	3.8
Ph bit no.		1	2	2	2	2	3	3
Head angle	°	80	80	80	80	80	80	80
D: exterior thread diameter	[mm]	2.90	3.53	3.90	4.22	4.80	5.46	6.25
p: thread	[mm]	1.1	1.3	1.3	1.4	1.6	1.8	1.8
y: point length ≤	[mm]	2.6	3.2	3.5	3.7	4.3	5	6
l <sub>G</sub> : maximum thread length	[mm]	6.5 -- 25	9.5 -- 38	9.5 -- 50	13 -- 70	13 -- 70	13 -- 70	13 -- 70
Installation bit code (Ph)		PUPHC01 PUPHL01	PUPHC02 PUPHL02	PUPHC02 PUPHL02	PUPHC02 PUPHL02	PUPHC02 PUPHL02	PUPHC03 PUPHL03	PUPHC03 PUPHL03

**DRAWING**



- Zinc-plated (code T82), white zinc-plated (T82\_\_BLE) and black zinc-plated (TZN82) finishes.
- White zinc-plated measurements: 4.2 x 19.
- Black zinc-plated measurements: 4.2 x 19 y 4.2 x 25.
- For metal-metal fixings where the screw is required to be level with the material to be fixed.

**3.3 AUE**

**Self-tapping screw - hexagonal head with embossed washer**



Properties



Steel



Zinc-plated coating



Available in different colours


Properties




Hexagonal socket



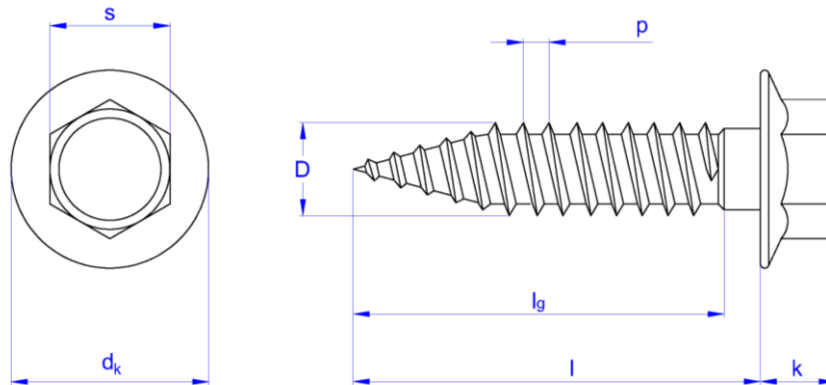
Hexagonal head with embossed washer



Self-tapping Point C

Code		ST 6.3
d <sub>k</sub> : head washer diameter	[mm]	14
k: head thickness	[mm]	6
Spanner		10
D: exterior thread diameter	[mm]	6.25
p: thread	[mm]	1.8
y: point length ≤	[mm]	19 - 150
l <sub>G</sub> : maximum thread length	[mm]	80
Installation socket code (hexagonal)		BOCA010

**DRAWING**



- Zinc-plated (code AUE) finish.
- Similar geometry to DIN 6928, with reinforced embossed washer:
  - better torque transmission.
  - better compressive stress distribution on material to be fixed.
  - more difficult to strip screw.
  - suitable for fixing soft materials, with large holes or when higher torque is required.

- For general use in metal-metal fixings where higher stress applications are required. Versions with  $\varnothing 16$  mounted galvanized-EPDM washer, for sealed joints in façades and roofing (consult ARVUL Technical Data Sheet).



- Decorative plastic caps for AUE screws (code ATAP)

- |                   |          |
|-------------------|----------|
| ○ Pyrenean white  | RAL 9002 |
| ○ Oyster white    | RAL 9018 |
| ○ Signal white    | RAL 9003 |
| ○ White aluminium | RAL 9006 |
| ○ Copper brown    | RAL 8004 |
| ○ Sand            | RAL 1001 |
| ○ Tile red        | RAL 3011 |
| ○ Coral red       | RAL 3003 |
| ○ Oxide red       | RAL 3009 |
| ○ Black           | RAL 9005 |
| ○ Navarre green   | RAL 6028 |





3.4 CP

Self-tapping screw with extra-flat head



Coatings



Zinc-plated coating



White zinc-plated



Black zinc-plated

Properties



Steel



Available in stainless

Properties



Ph #2



Extra-flat head



Self-tapping Point C

Code

ST 4.2

$d_k$ : head diameter

[mm]

8.0

k: head thickness

[mm]

0.5

Ph bit no.

2

D: exterior thread diameter

[mm]

4.22

p: thread

[mm]

1.4

y: point length  $\leq$

[mm]

13 – 32

Countersunk head angle

$\varphi$

65

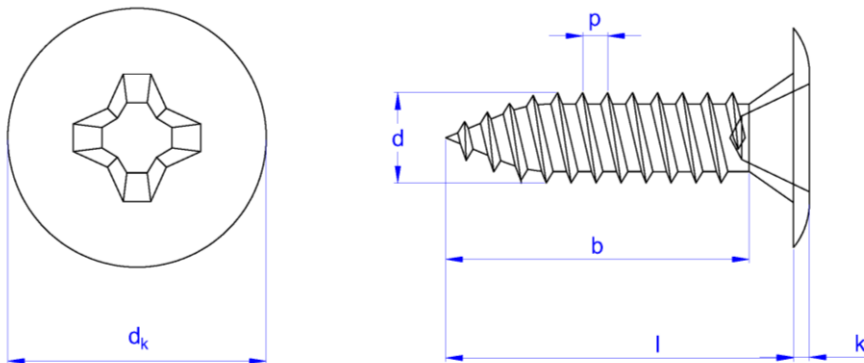
Installation bit code (Ph)



PUPHC02

PUPHL02

DRAWING



- Zinc-plated (code TCPZ), black zinc-plated (code TCPN), or completely white RAL 9010 painted (code TCPB) finishes.
- Version in A2 stainless steel, AISI 304 (code TCPA2).
- Bevelled head to prevent snagging on sliding parts.
- For joints on metal which require a very low head (sliding doors and windows, inlaid locks, etc.).
- May be used as a substitute for rivets in many applications, with the advantage of being removable.
- Reduced cone under head to improve finish on flat surfaces.
- For aluminium fixings, use stainless steel screw.

**3.5 FIMA**

**Special cylindrical extra-flat head screw, with double thread for Aluminium**



Properties



Steel



Zinc-plated coating


Properties



Hexalobular Tx T20




Extra-flat head



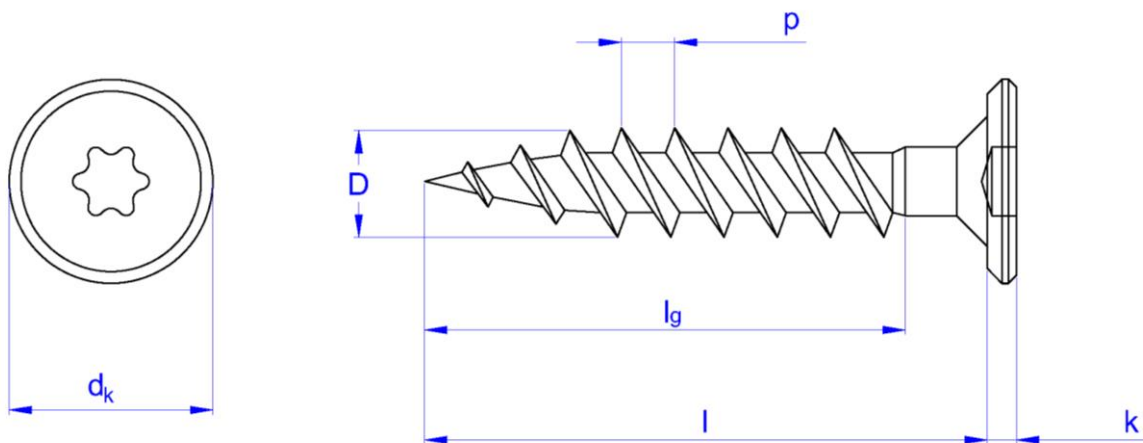
Self-tapping Point C

**Code**

**ST 4.8**

$d_k$ : head diameter	[mm]	10.50
k: head thickness	[mm]	1.76
Hexalobular bit (Tx) no.		20
D: exterior thread diameter	[mm]	4.80
p: thread	[mm]	1.6
l: lengths	[mm]	25 -- 90
$l_g$ : Maximum length of the thread	[mm]	45
Installation bit code (Tx)		PUTO020

**DRAWING**



- Zinc-plated finish.
- Double thread.
- Fixing of aluminium frames on any base.
- Extra-flat head avoids countersinking and ensures greater surface support area on the frame.
- Versatile thread: for wood, nylon and metal.

## 4. COLOURS

All self-tapping screws may be supplied painted in the following options

### 4.1. Head only or head and EPDM washer

- |                       |                |          |
|-----------------------|----------------|----------|
| <input type="radio"/> | White          | RAL 9010 |
| <input type="radio"/> | Pyrenean white | RAL 9002 |
| <input type="radio"/> | Oyster white   | RAL 9018 |
| <input type="radio"/> | Bidasoa cream  | RAL 1000 |
| <input type="radio"/> | Sand           | RAL 1001 |
| <input type="radio"/> | Ivory          | RAL 1015 |
| <input type="radio"/> | Copper         | RAL 1007 |
| <input type="radio"/> | Tile red       | RAL 3011 |
| <input type="radio"/> | Coral red      | RAL 3003 |
| <input type="radio"/> | Burgundy       | RAL 3005 |
| <input type="radio"/> | Blue           | RAL 5009 |
| <input type="radio"/> | Lake blue      | RAL 5019 |
| <input type="radio"/> | Navarre green  | RAL 6028 |
| <input type="radio"/> | Light green    | RAL 6021 |
| <input type="radio"/> | Moss green     | RAL 6005 |
| <input type="radio"/> | Metallic grey  | RAL 9006 |
| <input type="radio"/> | Grey           | RAL 7035 |
| <input type="radio"/> | Black          | RAL 9005 |



Lengths: 13 – 90 mm. Diameters: 3.9 – 6.3 mm. Minimum quantity: 4000 units  
Consult Sales Department for price and delivery time.

### 4.2. Completely painted

- |                       |            |          |
|-----------------------|------------|----------|
| <input type="radio"/> | White      | RAL 9010 |
| <input type="radio"/> | Black      | RAL 9005 |
| <input type="radio"/> | Burgundy   | RAL 3005 |
| <input type="radio"/> | Moss green | RAL 6005 |
| <input type="radio"/> | Blue       | RAL 5009 |



Lengths: 6.5 - 32 mm. Diameters: 2.9 – 5.5 mm. Minimum quantity: 15 kg  
Consult Sales Department for price and delivery time.

**5. COLOURED CUPS FOR HEAD SCREWS**

5.1. Available coloured cups to decorate head screws:

- TPCRBL                      White
- TPCRNE                    Black



5.2. Available adherent coloured cups to decorate head screws

- TTPADBE                    Beige
- TTPADBL                   White
- TTPADCA                   Mahogany
- TTPADCE                   Cherry wood
- TTPADGR                   Grey
- TTPADHA                   Beech
- TTPADNE                   Black
- TTPADNO                   Walnut
- TTPADPI                   Pine
- TTPADRO                   Oak
- TTPADSA                   Sapele

