



TCCA



TC2A




TCA2



TC6A



TCCC



TC6E



TCSP

CHARACTERISTICS















- Nylon manufactured in polyamide 6. TCCA, TCA2, TCCC and TCSP preassembled (Plug + Screw)
- High variety of diameters and lengths: assembly flexibility.
- Countersunk head (except TCCC): the anchor is even with the base material; additionally avoid that the nylon goes into the hole during the installation.
- Flanged collar in TCCC: for use in materials where is not required a flat fixing, or where the base material cannot be countersunk (sheet metal, etc.).
- Wide head collar TCSP: high expansion plug mainly used in drywall installations. Valid for lot of different materials.
- Easy installation: thanks to its saw-tooth thread, just a hammer hit is enough to install it (TCCA, TCA2, TCCC and TCSP). Could also be threaded like a standard screw.
- Removable fixing.

APPLICATIONS EXAMPLES



Uses: Fixing of fences, banisters, stands, shelves, signs, sanitary ware, etc.

		BASE MATERIALS						
MATERIALS		TCCA	TCA2	TCCC	TCSP	TC2A	TC6A	TC6E
Concrete								
Reinforced concrete								
Stone								
Aerated concrete								
Solid brick								
Concrete block								
Hollow brick								
PERFORMANCE		High			Medium			Low

1. RANGE								
ITEM	CODE	PHOTO	MATERIAL	COATING	HEAD	RECESS	THREAD	ASSEMBLED
1	TCCA		Plug: Polyamide 6 Screw: Steel		Plug: Countersunk Screw: Countersunk	Pz	Sawtooth	Yes
2	TCA2		Plug: Polyamide 6 Screw: Stainless Steel A2		Plug: Countersunk Screw: Countersunk	Pz	Sawtooth	Yes
3	TCCC		Plug: Polyamide 6 Screw: Steel		Plug: Cylindrical Head Screw: Countersunk	Pz	Sawtooth	Yes
4	TCSP		Plug: Polyamide 6 Screw: Steel		Plug: Wide Head Screw: Countersunk	Pz	Sawtooth	Yes
5	TC2A		Plug: Polyamide 6 Screw: Steel		Plug: Countersunk Screw: Countersunk	Tx	Wood	No
6	TC6A		Plug: Polyamide 6 Screw: Steel		Plug: Countersunk Screw: Countersunk	Tx	Wood	No
7	TC6E		Plug: Polyamide 6 Screw: Steel		Plug: Countersunk Screw: Hexagonal	--	Wood	No

2. INSTALLATION DATA

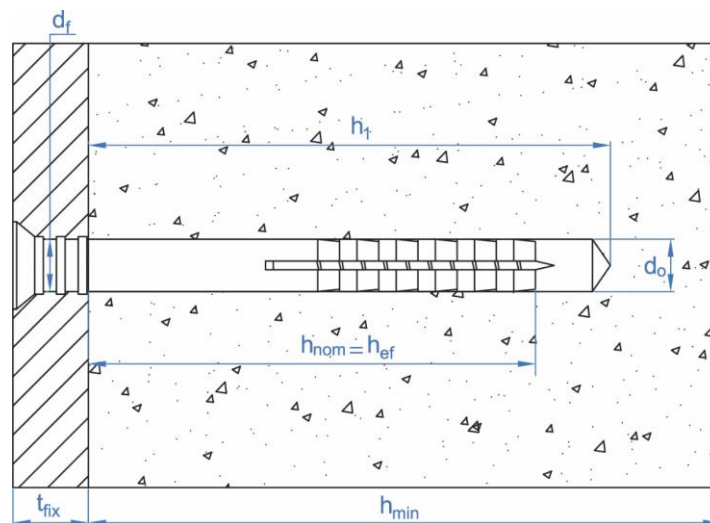
2.1 TCCA

Hammering anchor, countersunk head



Installation data

CODE	d_o : Drill bit diameter	d_f : Fixture clearance hole	Anchor length	h_i : depth of drill hole	h_{nom} : Installation depth	h_{min} : Minimum base material thickness	t_{fix} : Maximum thickness of fixture	Pz Recess	Screw
TCCA05025	5	6	25	30	20	100	5	2	3,5 x 29
TCCA05030			30		5		3,5 x 34		
TCCA05035			35		10		3,5 x 39		
TCCA05050			50		25		3,5 x 54		
TCCA06035	6	7	35	35	25	100	10	2	3,8 x 40
TCCA06040			40				10		3,8 x 44
TCCA06050			50				20		3,8 x 54
TCCA06060			60				30		3,8 x 64
TCCA06070			70				40		3,8 x 74
TCCA06080			80				50		3,8 x 84
TCCA08060	8	9	60	45	40	100	20	3	4,8 x 64
TCCA08080			80				40		4,8 x 84
TCCA08100			100				60		4,8 x 104
TCCA08120			120				80		4,8 x 124
TCCA08140			135				100		4,8 x 144



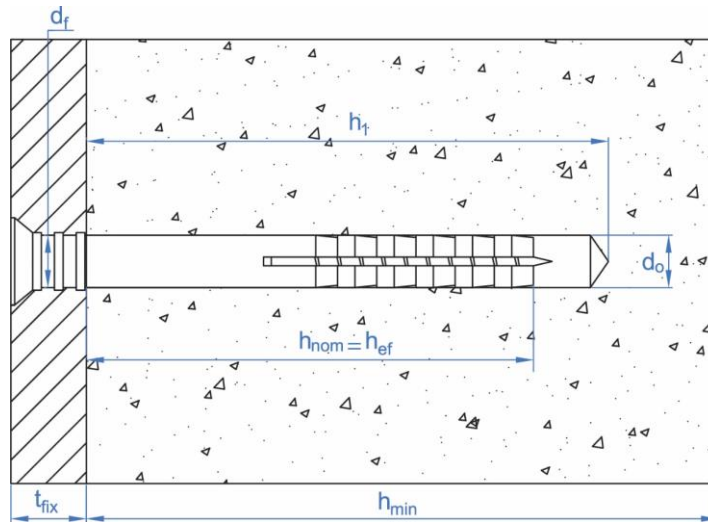
2.2 TCA2

Hammering anchor, countersunk head, stainless steel



Installation data

CÓDIGO	d_o : \emptyset Drill bit diameter	d_f : Fixture clearance hole	Anchor length	h_1 : depth of drill hole	h_{nom} : Installation depth	h_{min} : Minimum base material thickness	t_{fix} : Maximum thickness of fixture	Pz Recess	Screw
TCA205030	5	6	30	30	25	100	5	2	3,5 x 34
TCA206040	6	7	40	35	25	100	10	2	3,8 x 44
TCA206060			60				30		3,8 x 64
TCA208060	8	9	60	45	40	100	20	2	4,8 x 64
TCA208080			80				40		4,8 x 84
TCA208100			100				60		4,8 x 104



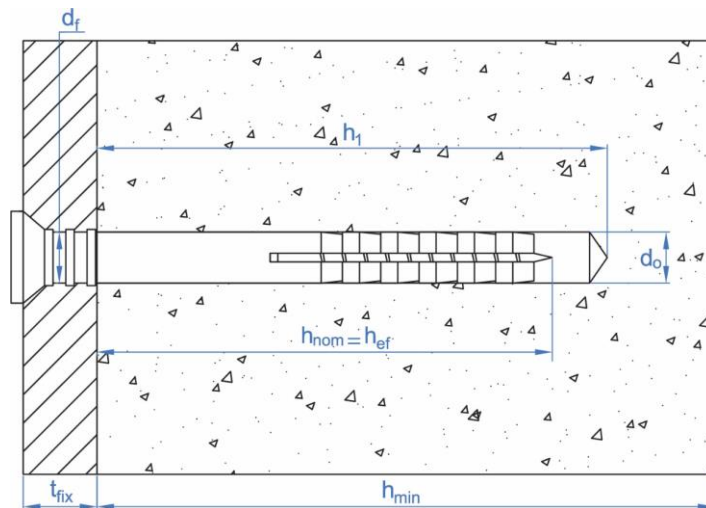
2.3 TCCC

Hammering anchor, flanged collar



Datos de Instalación

CÓDIGO	d_0 : \emptyset Drill bit diameter	d_f : Fixture clearance hole	Anchor length	h_1 : depth of drill hole	h_{nom} : Installation depth	h_{min} : Minimum base material thickness	t_{fix} : Maximum thickness of fixture	Pz Recess	Screw
TCCC05025	5	6	25	30	20	100	5	2	3,5 x 29
TCCC05030			30		25		5		3,5 x 34
TCCC05035			35		10		3,5 x 39		
TCCC05050			50		25		3,5 x 54		
TCCC06035	6	7	35	35	25	100	10	2	3,8 x 40
TCCC06040			40				10		3,8 x 44
TCCC06050			50				20		3,8 x 54
TCCC06060			60				30		3,8 x 64
TCCC06070			70				40		3,8 x 74
TCCC06080			80				50		3,8 x 84
TCCC08060	8	9	60	45	40	100	20	3	4,8 x 64
TCCC08080			80				40		4,8 x 84
TCCC08100			100				60		4,8 x 104
TCCC08120			120				80		4,8 x 124
TCCC08140			135				100		4,8 x 144



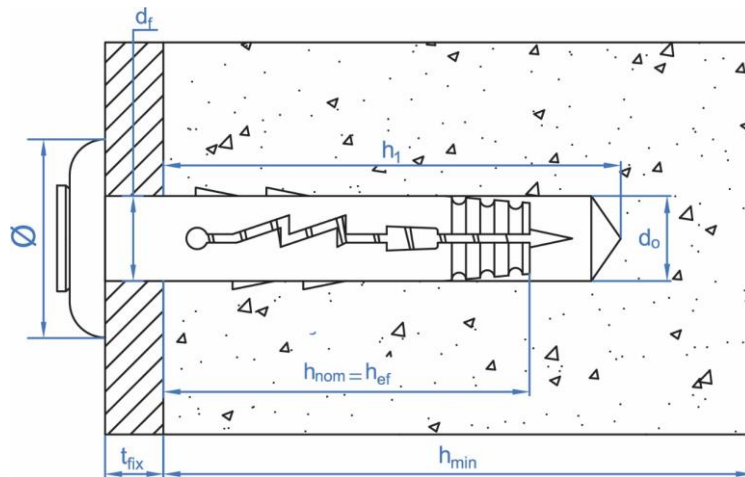
2.4 TCSP

High expansion wide head hammering anchor



Installation data

CÓDIGO	d_c : Drill bit diameter	d_f : Fixture clearance hole	\varnothing Plug head diameter	Anchor length	h_1 : depth of drill hole	h_{nom} : Installation depth	h_{min} : Minimum base material thickness	t_{fix} : Maximum thickness of fixture	Pz Recess	Screw
TCSP05027	5	6	9	27	25	22	100	5	2	3,4 x 30
TCSP06032	6	7	9	32	30	27	100	5	2	3,8 x 35
TCSP06040				40				10		3,8 x 43



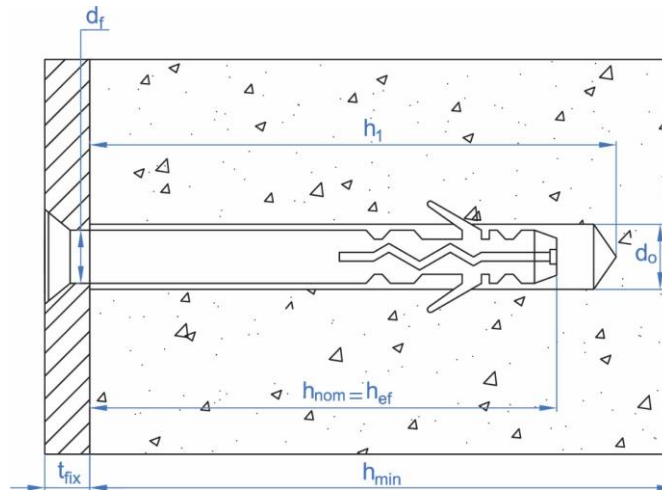
2.5 TC2A

Two wings nylon frame fixing



Installation data

CÓDIGO	d_0 : \emptyset Drill bit diameter	d_f : Fixture clearance hole	Anchor length	h_1 : depth of drill hole	h_{nom} : Installation depth	h_{min} : Minimum base material thickness	t_{fix} : Maximum thickness of fixture	Tx Recess	Screw
TC2A06060	6	6	60	35	30	100	30	20	4,2 x 65
TC2A08060	8	7	60	45	40	100	20	30	5,5 x 65
TC2A08080			80				40		5,5 x 85
TC2A08100			100				60		5,5 x 105
TC2A08120			120				80		5,5 x 125
TC2A10065			10				9		65
TC2A10080	80	35		7 x 85					
TC2A10100	100	55		7 x 105					
TC2A10115	115	70		7 x 120					
TC2A10135	135	90		7 x 140					
TC2A10160	160	115		7 x 160					



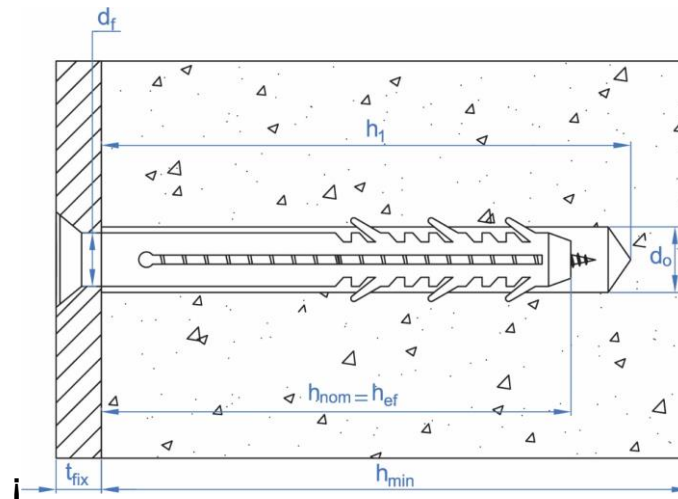
2.6 TC6A

Six wings nylon frame fixing countersunk head




Datos de Instalación

CÓDIGO	d_0 : Ø Drill bit diameter	d_f : Fixture clearance hole	Anchor length	h_i : depth of drill hole	h_{nom} : Installation depth	h_{min} : Minimum base material thickness	t_{fix} : Maximum thickness of fixture	Tx Recess	Screw
TC6A08080	8	9	80	80	70	100	10	30	6 x 86
TC6A08100			100				30		6 x 106
TC6A08120			120				50		6 x 126
TC6A10100	10	11	100	80	70	100	30	40	7 x 106
TC6A10120			115				45		7 x 126
TC6A10140			135				65		7 x 146
TC6A10160			160				90		7 x 166
TC6A10200			200				130		7 x 206



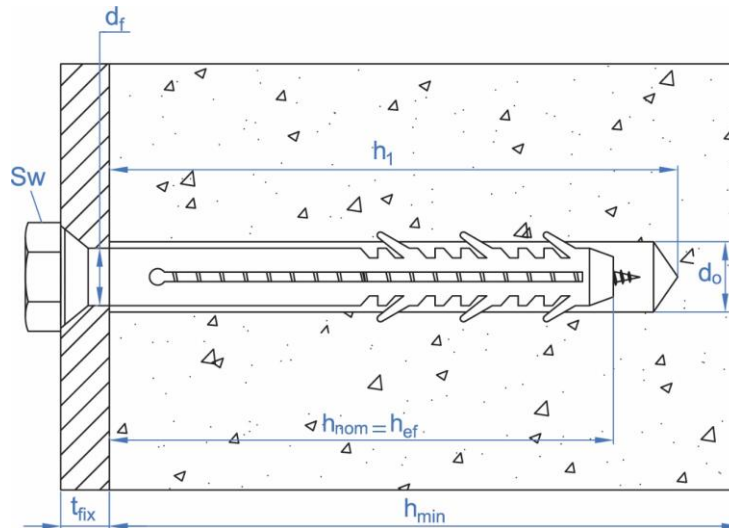
2.7 TC6E

Six wings nylon frame fixing hexagonal head



Datos de Instalación

CÓDIGO	d_0 : Drill bit diameter	d_f : Fixture clearance hole	Anchor length	h_1 : depth of drill hole	h_{nom} : Installation depth	h_{min} : Minimum base material thickness	t_{fix} : Maximum thickness of fixture	SW head	Screw
TC6E08080	8	9	80	80	70	100	10	10	6 x 86
TC6E08100			100				30		6 x 106
TC6E08120			120				50		6 x 126
TC6E10100	10	11	100	80	70	100	30	13	7 x 106
TC6E10120			115				45		7 x 126
TC6E10140			135				65		7 x 146
TC6E10160			160				90		7 x 166
TC6E10200			200				130		7 x 206



3. INSTALLATION PROCEDURE


TCCA / TCA2 / TCCC



1. DRILL

Check concrete is well compacted and porosity insignificant.

Drilling must be performed at the specified minimum depth and diameter in the previous table.



2. BLOW AND CLEAN

Clean hole of dust and debris.

Use blow-pump and cleaning brushes.



3. INSTALL

Insert hammering anchor through fixture and hammer in until it is completely inserted. In those applications where it is not possible to use the hammer, use a screwdriver.


TC2A / TC6A / TC6E



1. DRILL

Check concrete is well compacted and porosity insignificant.


Drilling must be performed at the specified minimum depth and diameter in the previous.



2. BLOW AND CLEAN

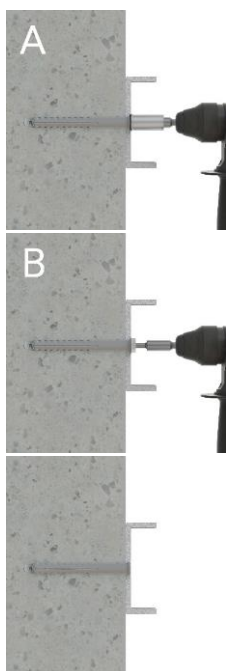
Clean hole of dust and debris.

Use blow-pump and cleaning brushes.



3. INSTALL

Insert hammering anchor through fixture and hammer in until it is completely inserted. In those applications where it is not possible to use the hammer, use a screwdriver.



4. SCREW THE BOLT

Use a screwdriver or nut key (according to head) to insert the screw, expanding the nylon plug.

4. RESISTANCES

The design resistances in C20/25 concrete for an isolated anchor (without spacing and edge distance effects) once the partial safety factor is applied are specified in the table:

DESIGN RESISTANCE					
CODE	PHOTO	TENSION			SHEAR
		CONCRETE	SOLID BRICK	HOLLOW BRICK	CONCRETE
		[kN]	[kN]	[kN]	[kN]
TCCA05XXX		0,18	0,04	NOT ASSESSED	0,27
TCCA06XXX		0,25	0,06		0,36
TCCA08XXX		0,40	0,10		0,42
TCA205XXX		0,18	0,04	NOT ASSESSED	0,27
TCA206XXX		0,25	0,06		0,36
TCA208XXX		0,40	0,10		0,42
TCCC05XXX		0,18	0,04	NOT ASSESSED	0,27
TCCC06XXX		0,25	0,06		0,36
TCCC08XXX		0,40	0,10		0,42
TCSP05XXX		0,24	0,06	NOT ASSESSED	0,27
TCSP06XXX		0,36	0,09		0,36
TC2A06XXX		0,47	0,14	NOT ASSESSED	0,38
TC2A08XXX		0,55	0,26		0,50
TC2A10XXX		0,62	0,30		0,76
TC6A08XXX		0,88	0,51	0,25	0,50
TC6A10XXX		1,50	0,72	0,36	0,76
TC6E08XXX		0,88	0,51	0,25	0,50
TC6E10XXX		1,50	0,72	0,36	0,76

MAXIMUN RECOMMENDED LOAD					
CODE	PHOTO	TENSION			SHEAR
		CONCRETE	SOLID BRICK	HOLLOW BRICK	CONCRETE
		[kg]	[kg]	[kg]	[kg]
TCCA05XXX		13	3	NOT ASSESSED	20
TCCA06XXX		18	4		26
TCCA08XXX		29	7		30
TCA205XXX		13	4	NOT ASSESSED	20
TCA206XXX		18	5		26
TCA208XXX		29	7		30
TCCC05XXX		13	4	NOT ASSESSED	20
TCCC06XXX		18	5		26
TCCC08XXX		29	7		30
TCSP05XXX		17	5	NOT ASSESSED	20
TCSP06XXX		26	7		26
TC2A06XXX		34	10	NOT ASSESSED	28
TC2A08XXX		40	19		37
TC2A10XXX		45	22		55
TC6A08XXX		64	37	18	37
TC6A10XXX		109	53	26	55
TC6E08XXX		64	37	18	37
TC6E10XXX		109	53	26	55